

Technical datasheet: VERO-S NSE_{plus} 99

Functional description:

The clamping operation is performed based on an integrated spring assembly. The resulting clamping of the pin is self-locking. The pull-down force can be increased by up to 375% by actuating of the standardized integrated turbo function, which occurs due to an additional short pressurization of the piston surface. By pressurization (> 5 bar) of the module the clamping slides open and the clamping pin can be removed.

Characteristics	Description
Opening pressure	Min. 5 bar / Max. 7 bar
Weight	2.5 kg
Repeatability: with SPA 40 with SPG 40	< 0.005 mm < 0.002 mm
Flexible actuation	The actuation of the module can be realized via air connections either on the side or from the bottom.
Turbo function	Increasing of the pull-down force by an additional pressure impulse in the spring chamber
Hermetically sealed	Maintenance-free, IP 67 (DIN EN 60529)
Corrosion-resistant	All functional parts are made of hardened, stainless steel
Self-locking system	Clamping pin remains in the module in case of a pressure drop
Short taper centering	Precise centering by quick and easy joining via entry radii
Application of proven and fundamental safety principles in terms of DIN 13849-2: technical attachment A	Is applied for example by using of reliable springs, using of proper materials and manufacturing processes, proper dimensioning, etc.
Patented dual stroke system	Therefore highest pull-down forces
Definition of the clamping module in terms of MRL Directive 2006/42/EC	Incomplete machine
PL (Performance Level)	Not applicable because the module is no safety component
Elimination of errors	Release of the clamped quick-change pallet system without adjacent unlocking signal

Technical datasheet: VERO-S NSE_{plus} 99

Page 2 / 2

Pull-down force in axial direction

without turbo function = **4 000 N**
 with turbo function = **15 000 N** (6 bar)



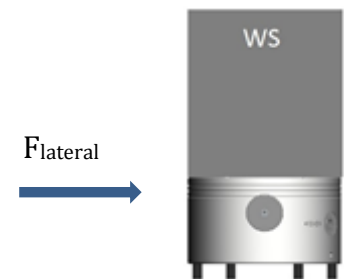
Lateral force with turbo-function

$$F_{lateral} = F_{pull-down\ force} * \mu$$

$$= 15\ 000\ N * 0.1$$

$$F_{lateral} = \mathbf{1\ 500\ N}$$

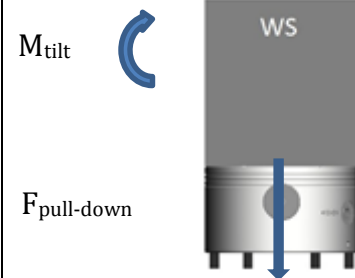
[Lateral Force without relative movement]



Tilting moment clamping-station with turbo-function

1-way

$$M_{tilt\ Module} = \mathbf{350\ Nm}$$
 (determined empirically)



Tilting moment clamping station with turbo-function

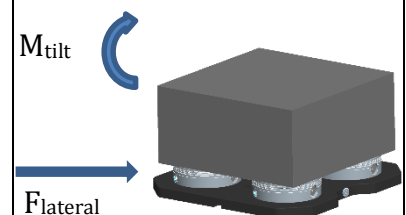
4-way

Pitch 200 mm x 200 mm

$$M_{tilt} = \mathbf{2\ 900\ Nm} \quad F_{lateral} = \mathbf{6\ 000\ N}$$

Pitch 300 mm x 300 mm

$$M_{tilt} = \mathbf{4\ 200\ Nm} \quad F_{lateral} = \mathbf{6\ 000\ N}$$



 **More details in quotation**